



PAYING FOR LUNCH





A GUIDE FOR PARENTS

Make your payments online via RenWeb and check your balance online, anytime!

No cash is ever accepted in the lunch line.

Payments may also be sent via check to the school office.

Pay Online! It's Easy!

STEP 1	 <p>Go to RenWeb.com and log in to your ParentsWeb account.</p> <p>Once in ParentsWeb, click on Family Information on the left side of the screen.</p>
STEP 2	 <p>Once in your Family Information, click on Family Billing.</p> <p>A new screen will appear with your balance information. You can click on Details to see specific dates and charges.</p>
STEP 3	 <p>Click on PayNow to put money into your lunch account. Follow the instructions on the screen to use either a bank account or credit/debit card to make the payment (RenWeb charges a fee of 85 cents to pay from a bank account or a 3.75% fee to pay with a card). <i>Reminder: payments may also be sent via check to the school office.</i></p>
BONUS POINTS!	 <p>We strongly urge all parents to put money in their students' lunch account in advance! This helps our school to run an efficient lunch program.</p>

Other Helpful Information



The upcoming lunch menu can always be found online at:

toltoncatholic.org/lunch

- **\$6.00 Lunch**

One entrée, two sides, salad bar (small plate), and milk

- **\$6.00 Entrée Salad Lunch**

Salad bar (large plate) and milk

Students also have the option of bringing a lunch from home.